




WIPPERMANN



BIATHLON KS

**SPECIAL WEAR PROTECTION COMBINED
WITH EXCELLENT CORROSION PROTECTION**



HIGHEST CORROSION RESISTANCE IN ITS CLASS

Application areas

In a number of industrial sectors, e.g. in the food processing or in the packing industry, humid ambient conditions frequently impede relubrication of the chains. The annoying consequence is considerable chain wear resulting in too short change intervals and thus in unnecessarily high maintenance costs. In this case the combination of low maintenance requirements and high corrosion resistance with carbon steel chains makes double sense.

Proven quality

The KS type Biathlon high performance chain has the highest corrosion resistance in its class. On the basis of the standard Biathlon chain with its already excellent wear protection, environmentally-friendly corrosion protection material of the highest quality is additionally applied when manufacturing the KS type Biathlon chain. In salt spray tests the Biathlon KS proved to be corrosion resistant for a period of more than 1000 hours. Under the same test conditions comparisons showed significant corrosion on competing chains after approx. 200 hours.

This long-life cycle has been achieved by combining different surface technologies that do not interact negatively with each other.

Technical characteristics of the BIATHLON KS chain:

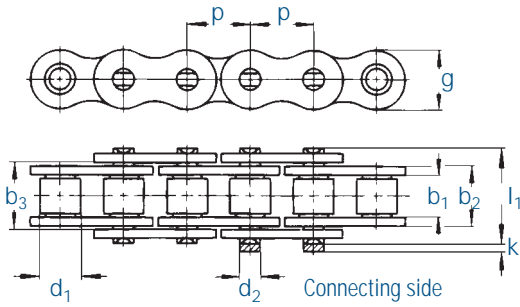
- coated chain pins and bushings
- coated rollers
- coated plates
- special long-term lubricants

Advantages in application:

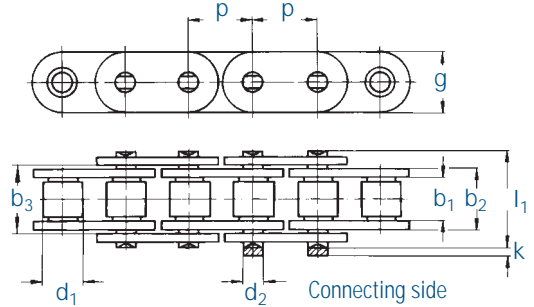
- particularly efficient
- dry-running operation characteristics in case of deficient lubrication
- high-tech corrosion protection
- RoHS compliance due to non-use of hexavalent chromium



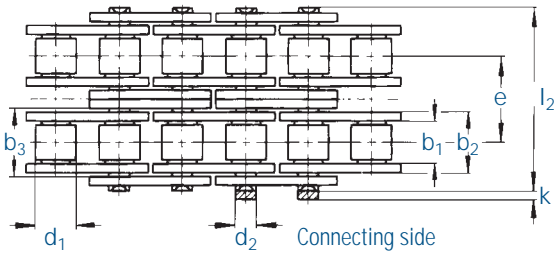
Simplex chains



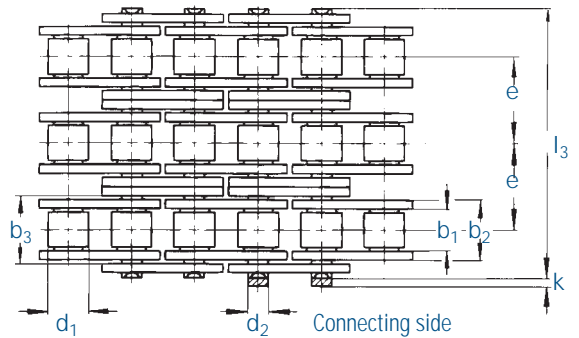
Simplex chains (type series GL)



Duplex chains



Triplex chains



Chain according to DIN / ISO		Pitch		Inner width	Inner link width	Outer plate width	Roller Ø	Pin Ø	Transverse pitch	Plate height	Projection over connecting link	Width over pin	Bearing area	Breaking load	Weight	Connecting links
⚙		p		b ₁ min.	b ₂ max.	b ₃ min.	d ₁ max.	d ₂ max.	e	g max.	k max.	l max.	f	F _B min.	q ≈	
Nr.	Ind.	mm	inch	mm	mm	mm	mm	mm	mm	mm	mm	mm	cm ²	kN	kg/m	Nr.
08 B-1 BI KS		12,7	1/2	7,75	11,30	11,43	8,51	4,45	-	11,8	3,9	17,0	0,50	18,6	0,70	11,12,15
10 B-1 BI KS		15,875	5/8	9,65	13,28	13,41	10,16	5,08	-	14,7	4,1	19,6	0,67	27,0	0,91	11,12,15
12 B-1 BI KS		19,05	3/4	11,68	15,62	15,75	12,07	5,72	-	16,1	4,6	22,7	0,89	31,0	1,18	11,12,15
16 B-1 BI KS		25,4	1	17,02	25,40	25,60	15,88	8,28	-	21,0	5,4	36,1	2,10	72,0	2,68	11,11,12
20 B-1 BI KS		31,75	1 1/4	19,56	29,00	29,20	19,05	10,19	-	26,4	6,1	43,2	2,96	105,0	3,50	111,12
24 B-1 BI KS		38,1	1 1/2	25,40	37,90	38,20	25,40	14,63	-	33,4	6,6	53,4	5,54	180,0	6,80	111,12
08 B-2 BI KS		12,7	1/2	7,75	11,30	11,43	8,51	4,45	13,92	11,8	3,9	31,0	1,01	37,0	1,36	11,12,15
10 B-2 BI KS		15,875	5/8	9,65	13,28	13,41	10,16	5,08	16,59	14,7	4,1	36,2	1,34	54,0	1,82	11,12,15
12 B-2 BI KS		19,05	3/4	11,68	15,62	15,75	12,07	5,72	19,46	16,1	4,6	42,2	1,79	63,0	2,38	11,12,15
16 B-2 BI KS		25,4	1	17,02	25,40	25,60	15,88	8,28	31,88	21,0	5,4	68,0	4,21	140,0	5,30	11,11,12
20 B-2 BI KS		31,75	1 1/4	19,56	25,40	29,20	19,05	10,19	36,45	26,4	6,1	79,0	5,91	210,0	7,30	111,12
24 B-2 BI KS		38,1	1 1/2	25,40	37,90	38,20	25,40	14,63	48,36	33,4	6,6	101,0	11,09	360,0	13,40	111,12
08 B-3 BI KS		12,7	1/2	7,75	11,30	11,43	8,51	4,45	13,92	11,8	3,9	44,9	1,51	56,0	2,01	11,12,15
10 B-3 BI KS		15,875	5/8	9,65	13,28	13,41	10,16	5,08	16,59	14,7	4,1	52,8	2,02	80,0	2,70	11,12,15
12 B-3 BI KS		19,05	3/4	11,68	15,62	15,75	12,07	5,72	19,46	16,1	4,6	61,7	2,68	94,0	3,12	11,12,15
16 B-3 BI KS		25,4	1	17,02	25,40	25,60	15,88	8,28	31,88	21,0	5,4	99,9	6,31	211,0	7,50	11,11,12
20 B-3 BI KS		31,75	1 1/4	19,56	29,00	29,20	19,05	10,19	36,45	26,4	6,1	116,0	8,87	300,0	10,60	111,12
24 B-3 BI KS		38,1	1 1/2	25,40	37,90	38,20	25,40	14,63	48,36	33,4	6,6	150,0	16,63	523,0	20,00	111,12

Can also be supplied with attachments and straight plates (type series GL).

Chains 16-B GLS available with plate height g = 21 mm (max.) and as type series GL with g = 24 mm (max.).

Standard sprockets can be used for these chains.

Connecting links: According to DIN (...)



No. 4 (B)

Inner link



No. 7 (A)

Outer link
(to be riveted)



No. 11 (E)

Spring clip
connecting link



No. 111 (S)

Connecting link
with cotttered pin



No. 12 (L)

Single
cranked link



No. 15 (C)

Double
cranked link

Address

Wippermann jr. GmbH
Delsterner Straße 133
58091 Hagen, Germany

Postfach 4020
58040 Hagen, Germany

Phone
Fax

+ 49 (0) 23 31 - 782 - 0
+ 49 (0) 23 31 - 782 - 3 56

Homepage
E-mail

www.wippermann.com
info@wippermann.com